

A realistic way to make \$100 a day

Table of Contents

Introduction.....	3
It's a three step process.....	4
1. Find your articles.....	5
2. Rewrite the content.....	6
3. Sell them.....	11
Why you need The Best Spinner.....	12

Introduction

The video that can be seen [here](#) is one that demonstrates how you can realistically make \$100 a day on the net. This is not some kind of get rich quick scheme or pie-in-the-sky notion that might just work. Instead, it is a quick and easy way of starting to build your own online business empire.

Although the suggestion is that you can use this to make \$100 a day, the amount you actually earn could be more or it could be less. Your earnings will depend upon the amount of time and effort you're able or willing to put into this.

Nevertheless, the free video demonstrates how easy it is to generate an online income which could (as an example) be used as seed money for larger projects that you might undertake a little further down the line.

It's a three step process

This particular money-making method is one where there are only three simple steps. These are:

1. Find some text or articles that you can rewrite;
2. Rewrite them and
3. Sell the rewritten articles.

Now, the truth is that this method of making money has always been available but the reality is that in the past, rewriting articles manually would have been a tedious and time-consuming task.

However, with the recent release of a brilliant new software program, this problem is overcome. This is why making money using this strategy is now both efficient and effective.

We'll work through every step of the process so that you are absolutely sure of exactly what you need to do.

1. Find your articles

The first thing that you must do is find suitable text materials that can be rewritten.

These can be existing articles, a section of an e-book that has a PLR license attached or even articles that you find on an article directory site. In the latter case, you should always check the 'Terms of Service' of the directory site to confirm that it is acceptable to download and rewrite the article content you find there.

Of course, if you already have PLR content materials on your hard drive, you can use these because the beauty of this system is that you can rewrite articles in almost any market niche without having any knowledge of it.

Okay, so you have your content. You are now ready to move on to the next stage of the operation.

2. Rewrite the content

Next, you are going to rewrite the content using software. There are quite a few software programs that you could use to help you with this job, but I will introduce you to the best one I know of in this report.

This software is not free. However, as you can take advantage of a seven-day trial for only \$7 after which you pay \$77 a year, is well worth investing in as far as I am concerned.

This is particularly true as there is a 100% money back guarantee with the software meaning that you can get your \$7 back if for example you don't cover this initial outlay within the first seven days using this method. Trying out the software is therefore absolutely risk-free.

In the video demonstration, I found a PLR article on my hard drive called 'Complications from diverticulitis'. I copied the article before pasting it into the bestspinner.com software:



The next thing to do is check whether other people are using this article anywhere on the net because if anyone is using it, it is duplicate content which has little value. To do this, I paste the article into a webpage and publish it on the net before loading the URL of that page into the duplicate content checking tool at [Copyscape.com](https://www.copyscape.com):



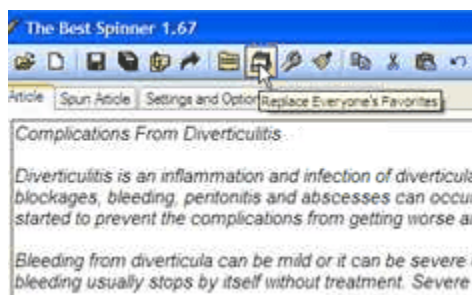
In the video, I used the 'Premium Search' option but you can do exactly the same (every bit as accurately) using the free version of Copyscape.

Copyscape came up with three other sites where content from this article appears:



It is not unique (as expected) which of course it must be if you are going to sell the article you are working with.

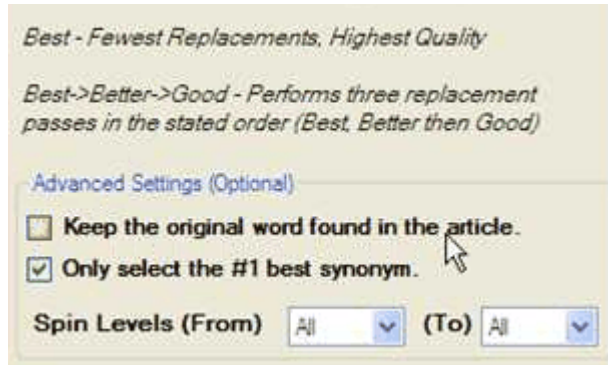
Go back to the 'best spinner' to click the 'Replace Everyone's Favorites' icon at the top of the page:



This produces a drop-down menu which offers several different levels of modification that the software can apply to the article. I use the 'Good' level:



Next, you need to unclick the 'Keep the original word found in the article' check box because you only want one modified version of your article and you want to keep the whole process as simple as possible:



Finally, you need to click the 'Replace' button at the top of the page:



What the software will do now is go through the article to replace sections of it with synonyms drawn from the thesaurus that forms an integral part of the program.

So, you now have one 'spun' version of the original article. This version of the article *may* be unique but this is not something you can take for granted. You therefore take the 'spun' article and paste it onto a web page before running another URL check at Copyscape:



This search reveals that there is now only one result shown:



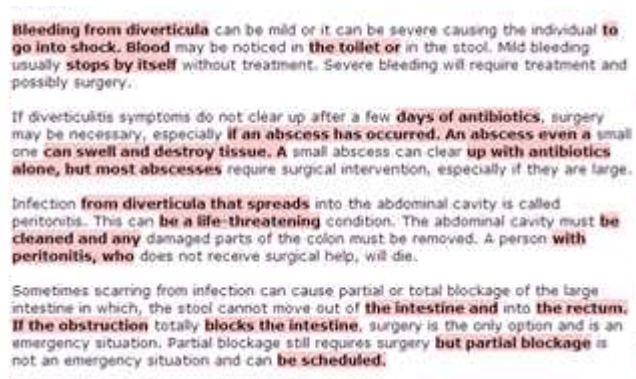
But even just one result tells you that your article is still not unique, meaning that further modifications are necessary.

If you click the article title on the Copyscape page, the software will show you the sections of your article that match this one:



Now all of the terms and phrases that Google would pick up as duplicate content will be highlighted in pink.

As these are the words that Google will pick up, they are the phrases that you need to alter to ensure that your rewritten article is unique:



Go back to the 'best spinner' software to change all the sections of the article which Copyscape has highlighted. In every place in the article where duplicate content is shown, you either need to change or remove the words or phrases.

The first thing that always needs changing is the title of the article. In the video, I changed the title to 'Problems that you might have from diverticulitis'.

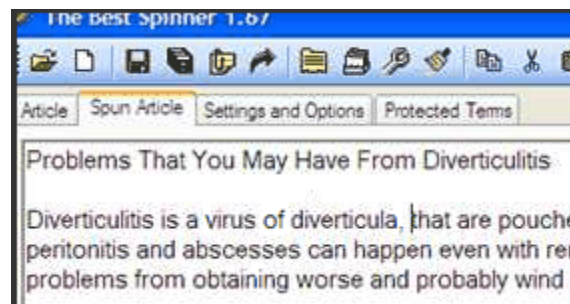
Incidentally, I know absolutely nothing at all about this particular medical condition. This is why I chose it as a way of demonstrating that this method is one that you can use even if you do not know anything about the article subject.

Next, you work on the body of the article, changing every 'pinked' section. For example, Copyscape has highlighted that 'an inflammation

and' is a term that it found in the article that it 'flagged' as being duplicate content:

Diverticulitis is **an inflammation and** infection found in **the colon wall**. Complications such as **bleeding, peritonitis and abscesses can** occur. If these complications should happen, immediately seek medical attention to prevent the complications from getting worse and possible complications.

I would therefore change this to something like 'a virus of diverticula':



The most essential part of this process is to change every term or phrase that Copyscape highlights whilst also making sure that the article you are creating makes sense and reads well too.

Once you have finished making changes, copy the article, paste it into a webpage and run another Copyscape check. In the case of my diverticulitis article, Copyscape now shows no results, meaning that the article is completely unique:

No results found for Page title unknown

In most cases, you will find the same. If however Copyscape tells you that it is still finding duplicate content (it's very unlikely, but it can happen), run through the same process again until your article is unique.

The first time you run through this modification process, it might take you between five and 10 minutes. With a bit of practice however, you will be able to create unique articles in 2 to 3 minutes as I did with the example shown in the video.

3. Sell them

There are plenty of places where you will find people who are willing to pay for unique articles. Some ideas are:

- Create a Warrior Special Offer at the [Warrior Forum](#) to sell a package of rewritten articles. Posting a WSO will cost you \$20 but with 10-20 articles bundled together, you should easily recoup your initial investment very quickly. Incidentally, whenever you sell a bundle of articles, I would recommend that you limit the number of article packages you sell to (say) no more than 20 as this helps retain a degree of exclusivity for your customers.
- Sell your articles and your article rewriting services at [Digital Point](#). There are always people on this site looking for content writers so it really shouldn't be difficult finding customers for your articles and for your content creation services.
- If you live in the USA, you can sell your articles to [Associated Content](#).
- One idea that I have never seen anyone actively pursue is that of writing directly to other online marketers to offer your articles and rewriting services. The fact is that every website owner needs a constant supply of unique new content. There is therefore really no reason why you could not make money by offering your articles and your rewriting services in this way.

When you sell your articles, you should always make it clear that the content you're selling has been rewritten. In most cases, I would not expect this to make a significant difference to your sales because the articles are unique but it is something that you should mention.

When you're marketing your articles, you should do so at a price that is lower than most articles cost. By charging less per article, you give your customers greater value which is likely to mean that they will come back for more. I would recommend that you charge \$3 or so per article, because at that level, you should have plenty of takers.

Why you need The Best Spinner

As suggested earlier, setting up a money making business of this nature is not a new idea nor is it something that you would have been unable to do in the past.

However, the truth of the matter is that if you do this manually, every article is going to take you 20 to 30 minutes. I don't know many people who would have the time, the patience or the inclination to rewrite 10 to 20 articles in such a painstakingly slow way.

On the other hand, you can rewrite your article from start to finish in five minutes if you are using the recommended software. I have always found that if you can do something quickly and easily, you are far more likely to take action than you would be if you are faced with a laborious, time-consuming task.

As I mentioned earlier, the software that I recommend for the job comes with a seven-day trial for \$7, so you can test it very cheaply. In that time, you can create two or three article bundles so you should be able to cover your initial outlay many times over.

However, as I previously highlighted, the product is covered by a 100% money back guarantee so even if you don't like it, there is no risk involved.

In fact, as I mentioned in the video, there is even less risk if you grab the software through my link at:

<http://www.thegreatestarticlespinner.com>

This is because as part of my unique bonus package, I am willing to offer a double guarantee to demonstrate just how confident I am that you will love this software just as much as I do.

In the first place, if you take advantage of the offer through my link and decide that the software is not for you, you will get your money back courtesy of the software designer, Jonathan Leger.

In addition however, if you contact my helpdesk, I will also refund your money meaning that you get your seven dollars back twice!

Not only that but in addition, I will give you 113,679 PLR articles plus 48 PLR e-books.

In the case of the articles, I imagine that many of them have been used as online content but I suspect that very few of the e-books have ever been broken down into unique articles.

As a consequence, it should be relatively easy to create unique article materials by breaking down the e-books included in the bonus package which you get as a result of getting the Best Spinner through my link.

There are plenty of article spinner programs in the market but the Best Spinner is exactly what it claims to be, the best. If you need to start making online cash very quickly and would prefer to do easily too, this is a resource (and a money making method) that you should be trying right now!

Claiming Your Bonus

Just to clarify, if you purchase Best Article Spinner through the following link:

<http://www.thegreatestarticlespinner.com>

Then you will also receive:

1. Double Refund Guarantee
2. 113,679 PLR Articles
3. 48 PLR ebooks which you can break up and use with the software.

Once you have made your purchase, go to:

<http://www.thegreatestarticlespinner.com/bonus.asp>

and enter the first word from the thank you page and then you will be able to download your bonus.

If you need any help or have any questions, please be in touch at:

<http://www.replytoben.com>

Final Words

The method which I have given in this report is a hype-free but totally doable method of creating a very satisfying income with not that much work. You may not want it to be your full time job, but if you need some quick money, then I would strongly advise that you give it a go.

Ben Shaffer